



▼ Charaterastic

Effortless Smart Lighting for Cities

- 1.Smart & Efficient: Integrates with smart city systems, offers wide power/color options (100W-300W, 3000K-6000K), and boasts high efficiency (up to 130 lm/W).
- 2.Durable Design: Modern, high-strength aluminum body (IP66 & IK10) resists impact, dust, and moisture.
- 3.Advanced Cooling: Dual-cavity system ensures optimal LED performance and lifespan.
- 4.Precise Light: Professional optics deliver accurate light distribution for safety and comfort.
- 5.Effortless Upkeep: Tool-free access and adjustable tilt simplify maintenance.

- ✦ Pole mounting.
- ✦ Working temperature is -50°C to 70°C



IP66

▼ Application

I ✦ Outdoor Occasion such as Urban main road, secondary road, branch road, industrial park road lighting, etc

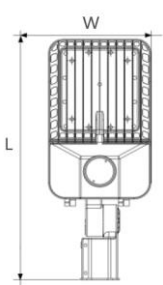
▼ "Non-dim/dim" and "Mono/Tunable white/chromatic" is available, Pls confirm before ordering.



Mono

ON/OFF 0-10V DALI

▼ Family Matrix (Four different size)



| L (mm) | W (mm) | T (mm) =thickness | Watt |
|--------|--------|-------------------|-----------|
| 519 | 210 | 70 | 100 W |
| 565 | 250 | 70 | 150 W |
| 589 | 280 | 75 | 200/240 W |
| 674 | 300 | 80 | 300 W |

▼ Project



▼ Photos

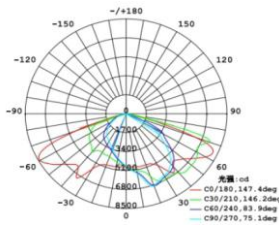


▼ Technical Data (full sery)

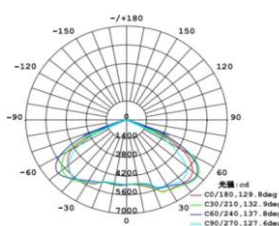
| Model | SIZE (mm) | POWER (W/M) | CRI | CCT (K) | LUMINOUS | VOLT | Control | Beam Angle | PF | N.W |
|------------|--------------|-------------|-----|------------|----------|-------------|---------------|------------|----|----------|
| RL-01A-100 | 519X210X70mm | 100 W | >80 | 2700-6000K | 13500 LM | 100-277V AC | On/Off or Dim | T3M / T4M | 95 | 3.40 kgs |
| RL-01B-150 | 565X250X70mm | 150 W | >80 | 2700-6000K | 20250 LM | 100-277V AC | On/Off or Dim | T3M / T4M | 95 | 4.00 kgs |
| RL-01C-200 | 589X280X75mm | 200 W | >80 | 2700-6000K | 27000 LM | 100-277V AC | On/Off or Dim | T3M / T4M | 95 | 4.40 kgs |
| RL-01C-240 | 589X280X75mm | 240 W | >80 | 2700-6000K | 32400 LM | 100-277V AC | On/Off or Dim | T3M / T4M | 95 | 4.60 kgs |
| RL-01D-300 | 674X300X80mm | 300 W | >80 | 2700-6000K | 40500 LM | 100-277V AC | On/Off or Dim | T3M / T4M | 95 | 6.40 kgs |

- I ♦ Notes:
- 1. Finish: Black, and customized RAL available
 - 2. It has four different size from 100W-300W.

▼ Photometric curve

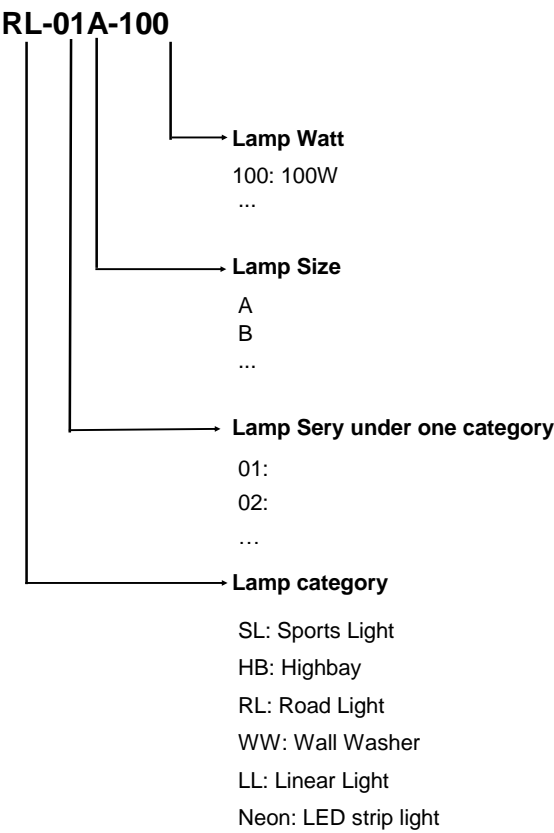


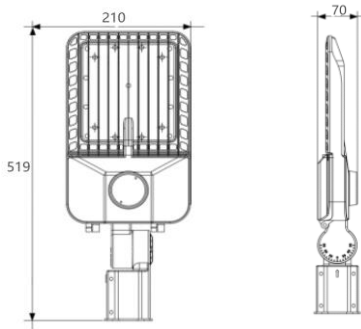
T3M



T4M

▼ Naming scheme





IP66

▼ Charaterastic

Effortless Smart Lighting for Cities

- 1.Smart & Efficient: Integrates with smart city systems, offers wide power/color options (100W-300W, 3000K-6000K), and boasts high efficiency (up to 130 lm/W).
 - 2.Durable Design: Modern, high-strength aluminum body (IP66 & IK10) resists impact, dust, and moisture.
 - 3.Advanced Cooling: Dual-cavity system ensures optimal LED performance and lifespan.
 - 4.Precise Light: Professional optics deliver accurate light distribution for safety and comfort.
 - 5.Effortless Upkeep: Tool-free access and adjustable tilt simplify maintenance.
- ✦ Pole mounting.
✦ Working temperature is -50°C to 70°C

▼ Application

I ✦ Outdoor Occasion such as Urban main road, secondary road, branch road, industrial park road lighting, etc

▼ "Non-dim/dim" and "Mono/Tunable white/chromatic" is available, Pls confirm before ordering.



ON/OFF 0-10V DALI

▼ Technical Data (full sery)

| Model | SIZE (mm) | POWER (W/M) | CRI | CCT (K) | LUMINOUS | VOLT | Control | Beam Angle | PF | N.W |
|------------|--------------|-------------|-----|------------|----------|-------------|---------------|------------|----|----------|
| RL-01A-100 | 519X210X70mm | 100 W | >80 | 2700-6000K | 13500 LM | 100-277V AC | On/Off or Dim | T3M / T4M | 95 | 3.40 kgs |

- I ✦ Notes:
- 1. Finish: Black, and customized RAL available
 - 2. It has four different size from 100W-300W.

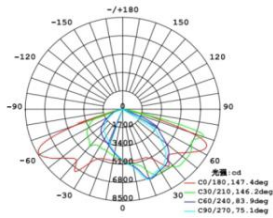
▼ Project



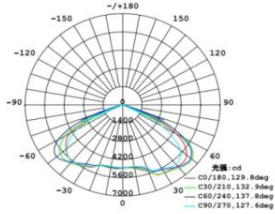
▼ Photos



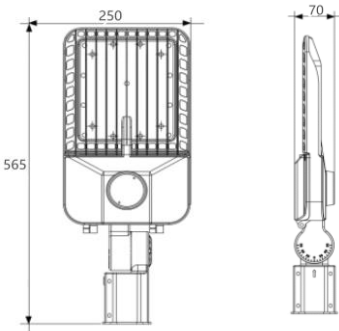
▼ Photometric curve



T3M



T4M



IP66

▼ Charaterastic

Effortless Smart Lighting for Cities

- 1.Smart & Efficient: Integrates with smart city systems, offers wide power/color options (100W-300W, 3000K-6000K), and boasts high efficiency (up to 130 lm/W).
 - 2.Durable Design: Modern, high-strength aluminum body (IP66 & IK10) resists impact, dust, and moisture.
 - 3.Advanced Cooling: Dual-cavity system ensures optimal LED performance and lifespan.
 - 4.Precise Light: Professional optics deliver accurate light distribution for safety and comfort.
 - 5.Effortless Upkeep: Tool-free access and adjustable tilt simplify maintenance.
- ✦ Pole mounting.
✦ Working temperature is -50°C to 70°C

▼ Application

I ✦ Outdoor Occasion such as Urban main road, secondary road, branch road, industrial park road lighting, etc

▼ "Non-dim/dim" and "Mono/Tunable white/chromatic" is available, Pls confirm before ordering.



ON/OFF 0-10V DALI

▼ Technical Data (full sery)

| Model | SIZE (mm) | POWER (W/M) | CRI | CCT (K) | LUMINOUS | VOLT | Control | Beam Angle | PF | N.W |
|------------|--------------|-------------|-----|------------|----------|-------------|---------------|------------|----|----------|
| RL-01B-150 | 565X250X70mm | 150 W | >80 | 2700-6000K | 20250 LM | 100-277V AC | On/Off or Dim | T3M / T4M | 95 | 4.00 kgs |

I ✦Notes:
1. Finish: Black, and customized RAL available
2. It has four different size from 100W-300W.

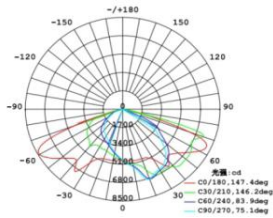
▼ Project



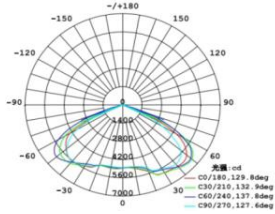
▼ Photos



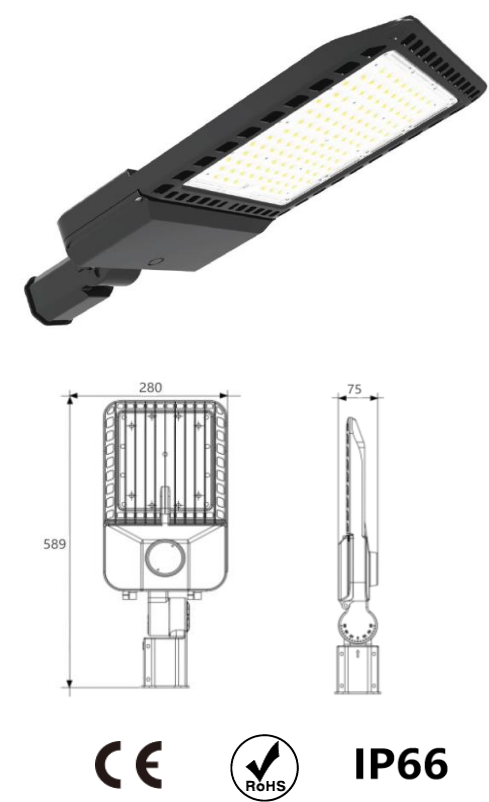
▼ Photometric curve



T3M



T4M



▼ Charaterastic

Effortless Smart Lighting for Cities

- 1.Smart & Efficient: Integrates with smart city systems, offers wide power/color options (100W-300W, 3000K-6000K), and boasts high efficiency (up to 130 lm/W).
 - 2.Durable Design: Modern, high-strength aluminum body (IP66 & IK10) resists impact, dust, and moisture.
 - 3.Advanced Cooling: Dual-cavity system ensures optimal LED performance and lifespan.
 - 4.Precise Light: Professional optics deliver accurate light distribution for safety and comfort.
 - 5.Effortless Upkeep: Tool-free access and adjustable tilt simplify maintenance.
- ✦ Pole mounting.
✦ Working temperature is -50°C to 70°C

▼ Application

I ✦ Outdoor Occasion such as Urban main road, secondary road, branch road, industrial park road lighting, etc

▼ "Non-dim/dim" and "Mono/Tunable white/chromatic" is available, Pls confirm before ordering.

☒ ☐
Mono ON/OFF 0-10V DALI

▼ Technical Data (full sery)

| Model | SIZE (mm) | POWER (W/M) | CRI | CCT (K) | LUMINOUS | VOLT | Control | Beam Angle | PF | N.W |
|------------|--------------|-------------|-----|------------|----------|-------------|---------------|------------|----|----------|
| RL-01C-200 | 589X280X75mm | 200 W | >80 | 2700-6000K | 27000 LM | 100-277V AC | On/Off or Dim | T3M / T4M | 95 | 4.40 kgs |
| RL-01C-240 | 589X280X75mm | 240 W | >80 | 2700-6000K | 32400 LM | 100-277V AC | On/Off or Dim | T3M / T4M | 95 | 4.60 kgs |

I ✦ Notes:
1. Finish: Black, and customized RAL available
2. It has four different size from 100W-300W.

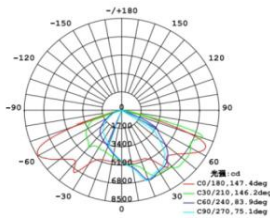
▼ Project



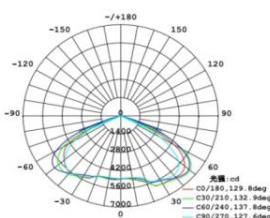
▼ Photos



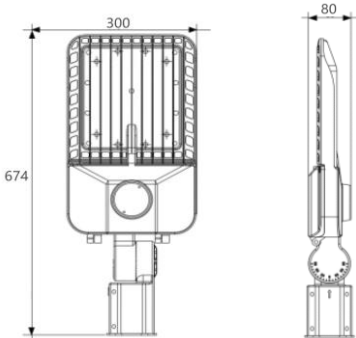
▼ Photometric curve



T3M



T4M



IP66

▼ Charaterastic

Effortless Smart Lighting for Cities

- 1.Smart & Efficient: Integrates with smart city systems, offers wide power/color options (100W-300W, 3000K-6000K), and boasts high efficiency (up to 130 lm/W).
 - 2.Durable Design: Modern, high-strength aluminum body (IP66 & IK10) resists impact, dust, and moisture.
 - 3.Advanced Cooling: Dual-cavity system ensures optimal LED performance and lifespan.
 - 4.Precise Light: Professional optics deliver accurate light distribution for safety and comfort.
 - 5.Effortless Upkeep: Tool-free access and adjustable tilt simplify maintenance.
- ✦ Pole mounting.
✦ Working temperature is -50°C to 70°C

▼ Application

I ✦ Outdoor Occasion such as Urban main road, secondary road, branch road, industrial park road lighting, etc

▼ "Non-dim/dim" and "Mono/Tunable white/chromatic" is available, Pls confirm before ordering.



Mono

ON/OFF 0-10V DALI

▼ Technical Data (full sery)

| Model | SIZE (mm) | POWER (W/M) | CRI | CCT (K) | LUMINOUS | VOLT | Control | Beam Angle | PF | N.W |
|------------|--------------|-------------|-----|------------|----------|-------------|---------------|------------|----|----------|
| RL-01D-300 | 674X300X80mm | 300 W | >80 | 2700-6000K | 40500 LM | 100-277V AC | On/Off or Dim | T3M / T4M | 95 | 6.40 kgs |

- I ✦ Notes:
- 1. Finish: Black, and customized RAL available
 - 2. It has four different size from 100W-300W.

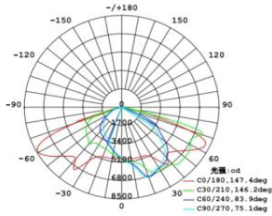
▼ Project



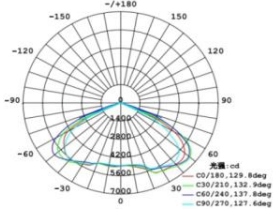
▼ Photos



▼ Photometric curve



T3M



T4M